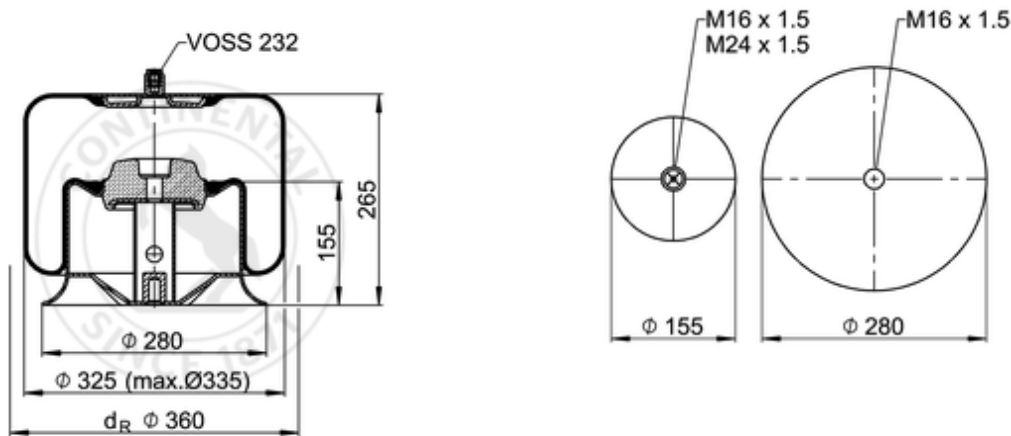













4737 N P26

600175



 bolt or stud
  hole
  combination stud
  air inlet
  stud and nut

 kg	9,8 kg
	69215
	K021
	
	M16x1.5: max. 130 Nm
	M24x1.5: max. 100 Nm

OE Manufacturer/Part No.

Manufacturer	Original Part No.	Model
Mercedes	A 942 320 10 17	
Mercedes	942 320 10 17	
Mercedes	942 320 63 21	
Mercedes	A 942 320 10 17	
Mercedes	A 942 320 63 21	Atego

Mercedes

A 942 320 63 21

Atego